




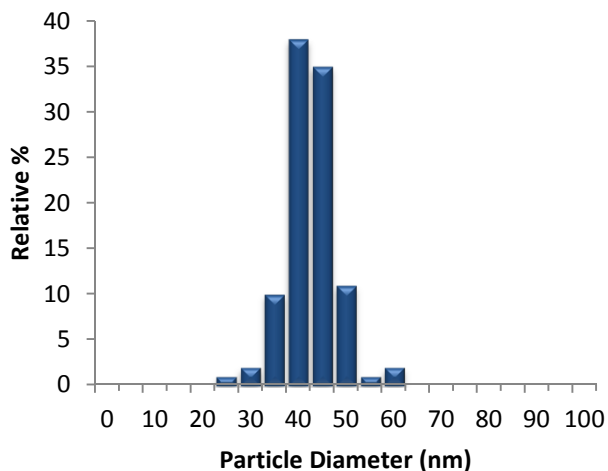
# 40 nm Gold Nanospheres, Lipoic Acid, NanoXact™

Lot Number: ECP1618

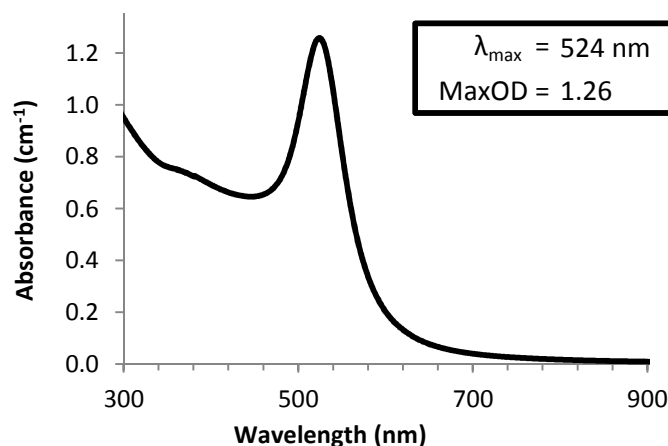
<b>Diameter (TEM):</b>	40 ± 5 nm	<b>Hydrodynamic Diameter:</b>	45 nm
<b>Coefficient of Variation:</b>	13.0 %	<b>Zeta Potential:</b>	-46 mV
<b>Surface Area (TEM):</b>	7.5 m <sup>2</sup> /g	<b>pH of Solution:</b>	5.7
<b>Mass Concentration (Au):</b>	0.051 mg/mL	<b>Gold Purity:</b>	99.99 %
<b>Particle Concentration:</b>	7.9E+10 particles/mL	<b>Particle Surface:</b>	Lipoic Acid
		<b>Solvent:</b>	Milli-Q Water



**Size Distribution**



**Optical Properties**



## Characterization Instrumentation

**Diameter and Size Statistics:**

**Mass Concentration:**

**Spectral Properties:**

**Hydrodynamic Diameter/Zeta Potential:**

JEOL 1010 Transmission Electron Microscope

Thermo Fisher X Series 2 ICP-MS

Agilent 8453 UV-Visible Spectrometer

Malvern Zetasizer Nano ZS.

**Storage: 2-8 °C. DO NOT FREEZE.**