




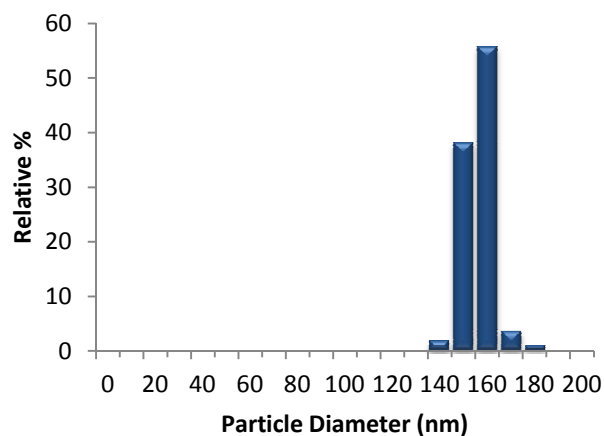
660 nm Resonant Gold Nanoshells, Lipoic Acid, NanoXact™

Lot Number: ECP1498

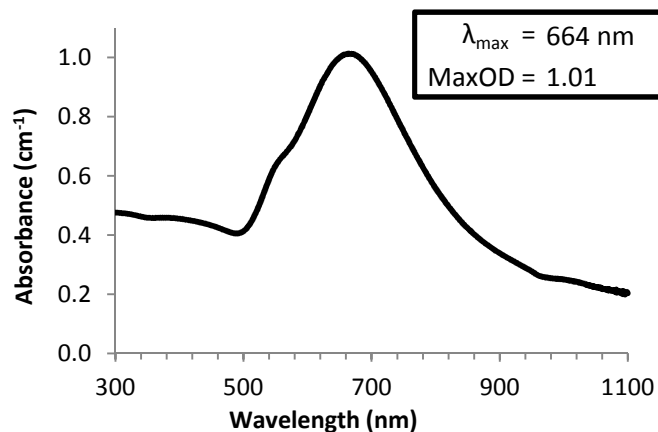
Total Diameter (TEM):	151 ± 6 nm	Mass Concentration (Au):	0.052 mg/mL
Coefficient of Variation:	3.8 %	Hydrodynamic Diameter:	150 nm
Core Diameter (TEM):	87 ± 3 nm	Zeta Potential:	-52 mV
Shell Thickness (Calc'd):	32 nm	pH of Solution:	6.6
Surface Area (Calc'd):	2.5 m ² /g	Particle Surface:	Lipoic Acid
Particle Concentration:	1.9E+09 particles/mL	Solvent:	Milli-Q Water



Size Distribution



Optical Properties



Characterization Instrumentation

Diameter and Size Statistics:	JEOL 1010 Transmission Electron Microscope
Mass Concentration:	Thermo Fisher X Series 2 ICP-MS
Spectral Properties:	Agilent 8453 UV-Visible Spectrometer
Hydrodynamic Diameter/Zeta Potential:	Malvern Zetasizer Nano ZS.

Shake vigorously before use. Bath sonicate if needed. Storage: 2-8 °C. DO NOT FREEZE.

Produced under license to United States patent numbers 6,344,272, 6,685,986, and 7,371,457.

These nanoComposix products are to be used for research purposes only and are not to be used for any commercial purposes.